



SPACE-SAVING & WEATHER RESISTANT
OUTDOOR LIFTS



DISCOVER THE KALEA OUTDOOR LIFT

The Kalea outdoor lift is delivered in prefabricated, customisable modules. All necessary elements, even a ready-made shaft enclosure, are included and the lift installation can be completed in 3-4 days.

Our outdoor lifts are designed for a temperature span of approximately -10° to $+30^{\circ}$ Celsius. For more extreme climates, we offer optional solutions for temperature control.

For more information please visit www.kalealifts.com



SOLUTIONS FOR RAIN & SNOW



WEATHER PROOF CALL BUTTONS - The push button in stainless steel is class IP55 and the aluminium faceplate is sealed to withstand rain and humidity.
FLOOD PROTECTION - The electrical compartment is placed 20 cm above the ground to be protected against floods.
DRIP PLATE - Placed at the base of the shaft, the drip plate leads the rainwater away from the lift.



HEATING PADS - The heating pads behind the door lock mechanisms make sure that the locks are always free from ice.
FAN HEATER - The fan heater ensures an ambient temperature inside the machine room, even at low temperatures.



OUTDOOR ROOF - The outdoor roof can be configured with 3 different slopes and the fixing points can be adapted to the conditions on site.



SNOW FENCE - The snow fence is a smart safety feature which prevents the sudden release of snow and ice from the roof.



NO SKYLIFT NEEDED - No skylift is needed for installation. This shortens the installation time and reduces the impact on the lift surroundings.



GUTTER READY - Our outdoor roofs are available with fixings to facilitate the installation of a gutter and a drain pipe.

SOLUTION FOR TEMPERATURE CONTROL




A/C READY - If you live in a warm climate, adding an air conditioning system to your outdoor lift is a great way to ensure passenger comfort and lift function. The A/C ready option includes a connection box to facilitate installation.



MATCHING FACEPLATE - Delivered in white or grey as standard, the call button faceplate is available in any RAL or premium colour to match your lift.



CANOPY IN STEEL - The sturdy construction of the steel canopy provides great protection against rain and snow at entrance and exit.

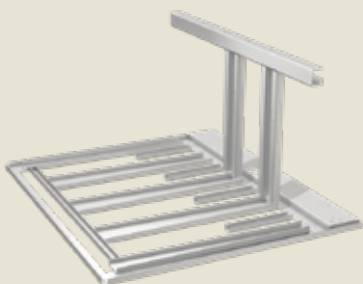


IMMACULATE FINISH - Our unique corner profile covers ensure that no rivets are visible on the inside of the lift shaft for an immaculate finish.




LED LIT CANOPY IN PLEXIGLAS - The LED option offers you a great-looking lighting effect. The rims and fixings of the canopy are available in any RAL or premium colour.


SEALED GLASS PANELS - The glazed panels of the lift shaft are sealed with rubber to prevent water infiltration and minimise condensation.



RUST PROTECTION - The bottom frame and platform are treated to withstand corrosion.



PREPARATION BEFORE INSTALLATION - Depending on what climate zone you live in, different preparations are required. Contact your local Kalea dealer for advice.



SAFETY EDGES WITH LED - The safety edges of the platform floor can be equipped with LED strips for a cool lighting effect.



Use the Kalea design studio to try out different colours for your outdoor lift!

Our lifts are available in 250+ RAL colours as well as in a wide range of unique premium colours. Visit www.kalealifts.com for more information.



SPACE-EFFICIENT SOLUTION

Installing a lift on the outside of the building preserves the space inside. In addition, the Kalea outdoor lift concept has minimal structural impact and the passenger platform constitutes 70% of the total footprint of the lift. A very smart use of space!

ENJOY YOUR OUTDOOR LIVING

For many years now, we have expanded our living space with decking and patios to make the most of outdoor living.

Installing an outdoor lift creates a seamless transition between your indoor and outdoor living areas, by offering you direct and comfortable access to your garden.



ALUMINIUM DOORS - Aluminium door AL5 (to the left) is standard for outdoor lifts, while the fully glazed AL6 (to the right) is available as an option.

All Kalea lift models carry the CE mark and go through extensive testing and quality checks before leaving our factory. Our lifts are certified products that comply with European quality standards, Machinery Directive 2006/42/EC and EN 81-41. This product information is general and we reserve the right to modify product design and specifications. Deviations in colour reproduction may occur. For critical colour matches, physical painted colour samples are recommended. The brand Kalea is owned by ©Cibes Lift Group AB.



www.kalealifts.com